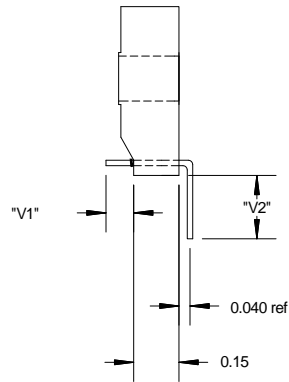
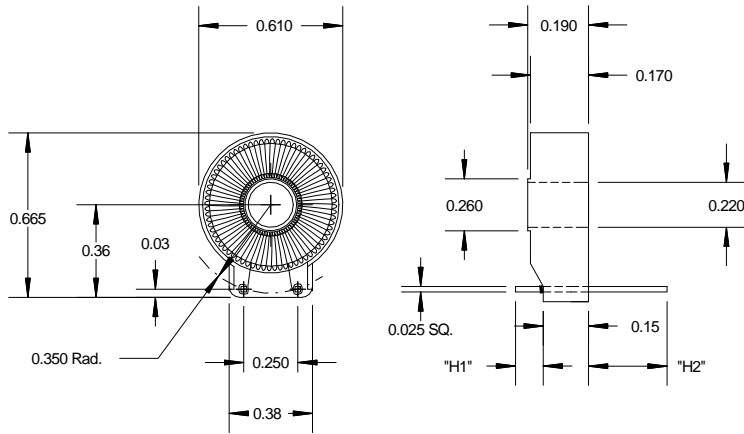
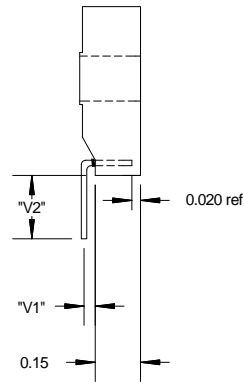


Horizontal Mount



Vertical Mount 1



Vertical Mount 2

Part Number	Core	Turns	Wire Gauge	DC Resistance Nominal (Ohms)	H1	H2	V1	V2	Style
AS5827-01	5029	1000	40	47	0.12"	0.23"			Horizontal
AS5827-19	5029	1000	40	47	0.25"	0.0"			Horizontal
AS5827-26	5029	1000	40	47			0.12"	0.48"	Vertical 1
AS5827-27	5029	1000	40	47	0.077"	0.100"			Horizontal
AS5827-28	F3006	250	39		0.077"	0.100"			Horizontal
AS5827-31	F3006	200	40				0.12"	0.48"	Vertical 1
AS5827-32	F3006	200	40		0.077"	0.100"			Horizontal
AS5827-33	5029	1000	40	43.5			0.052"	0.125"	Vertical 2

Notes:

1. Alternate number of turns, pin configurations and lengths are available upon request.
2. Core 5029 is a Nickel ring core for the GFCI sense coil.
3. Core F3006 is a ferrite core for the GFCI Ground - Neutral coil.
4. Bracket Material is Nylon 6/6, Black

All Dimensions Are In Inches.



REVISIONS
 Rev 3 - Added -019 part. D. Rollins 12/19/06
 Rev 4 - Corrected dimensions D. Rollins 7/9/07
 Rev 5 - Added -029 & -030 parts. D. Rollins 7/30/08
 Rev 6 - Added DCR specification D. Rollins 12/2/08
 Rev 7 - Added Vertical Mount 2, added DCR specifications. D. Rollins 1/16/08
 Rev 8 - Added DCR for -030. D. Rollins 3/20/09
 Rev 9 - Added 0.170 dimension. D. Rollins 4/14/09
 Rev 10 - Added -28, -31 and -32 part. Changed core on -27 part from F3006 to 5029 and turns from 200 to 1000.
 Rev 11 - Added -33 part. Removed -29 & -30 parts.

THIS DRAWING IS THE PROPERTY OF MAGNETIC METALS. COPIES ARE ISSUED IN STRICT CONFIDENCE AND SHALL NOT BE REPRODUCED OR COPIED OR USED AS THE BASIS FOR THE MANUFACTURE OR SALE OF APPRATUS WITHOUT WRITTEN PERMISSION.

MATERIAL	
FINISH	
DRAWN D. Rollins	DATE 11-10-06
APPROVED	DATE

TOLERANCES
 THOUSANDTHS ± .005
 HUNDREDTHS ± .02
 ANGLES ± .5°
 UNLESS OTHERWISE SPECIFIED

Magnetic Metals Corporation
 1900 Hayes Avenue
 Camden, NJ 08105

GFCI SENSE COIL

A SIZE	DRAWING NUMBER	REV
	AS5827-XX	11
SHEET NO 1 OF 1		